


A Teacher's Activity Guide for
*Princess Posey and the
Monster Stew*

Written by Stephanie Greene

Illustrated by Stephanie Roth Sisson



Published by G. P. Putnam's Sons

Teacher's Guide written by Debbie Gonzales

A Table of Contents

Discussion Questions.....	3
A Black Cat Counting Game – Dominoes (Math).....	6
Colors of Feelings (Writing).....	10
Ghost Pops (Craft).....	13
Capture a Spider Web (Science).....	14
Characterization Rings (Venn diagram)	15
Acknowledgements.....	18

Discussion Questions

Trick-or-treating was exciting. But a little bit scary, too (5).

- What sorts of things make trick-or-treating exciting?
 - The costumes?
 - The candy?
 - Walking around the neighborhood at night?
 - Talking about scary things like ghosts and witches and bats?
- What sorts of things make trick-or-treating scary?
 - The costumes?
 - The candy?
 - Walking around the neighborhood at night?
 - Talking about scary things like ghosts and witches and bats?
- Do you agree with Posey, that Halloween is both an exciting and scary holiday?

The girls shrieked. They grabbed one another's hands. It was so much fun to be scared together (16).

- Why do you think Posey is having fun being scared with her friends?
- Is it different to be scared with friends and to be scared when you're all alone? Why is this so?
- Is there a difference between being 'silly scared' and really frightened? If so, what is the difference between the two feelings?
- Can you think of a time when you had fun being scared with your friends?
- Can you think of a time when being scared was no fun at all?

"No way!" said Posey. "Flashlights are for babies (24)."

- Is this really true? Is using a flashlight when you're walking in the dark something to be ashamed of?
- What is Posey really afraid of?
 - The dark?
 - A person thinking that she's silly for feeling trick-or-treating is a little bit scary?
- Have you ever acted like you weren't scared of something when you really were?
- Is it okay to be scared?

“Don’t worry, Danny,” Posey said. She squeezed his cheeks. “Ghosts aren’t real. They’re only make-believe (29).”

- Do you think Posey really believes that ghosts aren’t real?
- Posey tells Danny not to worry, yet she sometimes worries about things. How is it that Posey can be brave for Danny?
- Is it easier to be brave when someone little needs for you to be?
- Do you think being Danny’s big-sister helps Posey be brave for him?
- Are there people in your life that need you to be brave for them? People that look up to you?
- Who helps you when you feel frightened?

“What’s wrong, scaredy-cat?” Tyler shouted. “I thought you were a big kid now (46)!”

- Is there a difference between being surprised and scared?
- Posey said that she didn’t like rubber masks. She knew that they are and even touched one once. Do you think she was scared of the mask or surprised by Nick?
- Posey didn’t run away or begin to cry when she saw the mask or touched the eyeball. Instead, she expressed her feelings of frustration to Nick.
 - Did she act like a scaredy-cat?
 - Did she act like a big kid?
- What is a scaredy-cat?
- What does it mean to be a big kid?
- What would you do if you were Posey in this situation?

Posey knew monster stew was make-believe. But sometimes make-believe felt as real as real (60).

- Earlier Posey told Danny not to worry because ghosts were make-believe. Posey knows that monster stew is not real. Why is she worried about it?
- What does it mean when something feels as real as real?
- Can our imaginations make us think that something that isn’t really a problem is a problem?
- Can worrying about something make it seem more troublesome than it truly is?
- Is this what Posey is doing? Letting her imagination make something a problem when it really is not one?
- Have you ever felt like Posey does in this case? If so, what did you do?

Poor Ava! She sounded as if she was going to cry. Posey had to do something (69).

- Just like when Posey helped Danny when he was frightened, she's now helping Ava, even when Posey is frightened, too!
 - Where do you think Posey is finding such bravery in a scary situation?
 - Is she acting like a scaredy-cat?
 - Is she acting like a big kid?
- It is interesting to note that when people Posey cares about are scared she thinks of their needs instead of her own. When she does this:
 - Is she acting like a scaredy-cat? Explain your answer?
 - Is she acting like a big kid? How so?
 - Is she acting like a good friend? How so?
 - Is she being kind? How so?
 - Is she being thoughtful? How so?

"It's your necklace," said Posey. "I didn't need it outside. I needed it inside (83)."

- Do you think that putting the glowing necklace inside the hat rather than wearing it outside shows that Posey is less frightened about trick-or-treating?
- What did Posey do to help overcome her fear of:
 - Carving a pumpkin?
 - Nick and the ogre mask?
 - The ingredients of Ms. Lee's monster stew?
 - Trick-or-treating in the dark?
- Can you think of times when Posey was brave?
 - With Danny?
 - With Nick?
 - With Ava?
 - Hero's barking?
 - Trick-or-treating?
- Has Posey grown up a little bit in this story? How so?
- Have you grown up a little bit as a result of reading this story? How so?

A Black Cat Counting Game – Dominoes

*Yesterday, they drew pictures of pumpkins and witches.
They played a counting game with black cats (2).*

Like Posey and her friends, celebrate the fun of Halloween by playing a counting game with black cats! It's easy to do and lots of fun to play again and again with your friends or by yourself.

Materials:

- Cardstock
- Scissors
- Laminate (optional)

Procedure:



- Print dominoes on cardstock (pages 7 to 9).
- Use scissors to cut out dominoes.
- To play the game with a partner, shuffle the dominoes. Divide the stack of dominoes equally by dealing them face down.
- One player lays down the first domino, usually a double.
- The next player matches the quantity of black cats.
- Play until one player runs out of dominoes.
- To play alone, simply match the quantities of black cats.





A picture of a game in progress.



Note how to match doubles.







The Colors of Feelings – a writing activity

Posey held her tutu against her face. Princess Posey was brave. She wouldn't be afraid of monster stew or going trick-or treating without a flashlight. Posey wouldn't be afraid, either (60).

Colors can make us feel a variety of emotions. Identifying these colors can help us express our feeling to others (NNWP 69-73). In the book **Princess Posey and the Monster Stew**, Posey experiences a wide range of emotions. For example, she's silly when working with her friends. She's angry when Nick teases her with the eyeball. She's also worried about trick-or-treating without a flashlight and the ingredients of Ms. Lee's Monster Stew. In this lesson, we'll identify emotions with the use of color. Use Posey's emotions as inspiration to discover colorful expressions of your own feelings!

Materials:

- Graphic Organizer (page 11)
- Sentence Structure Strips (page 12)
- Markers
- Glue sticks
- Drawing paper
- Scissors
- **Princess Posey and the Monster Stew**

Procedure:

- After reading the book, thumb through the pages and discuss Posey's feelings and reactions to various plot points in the story. Encourage the child to identify with Posey's emotional reactions by describing a time that they felt much the same.
- Using the Graphic Organizer, brainstorm words for each of the columns listed: *color*, *feeling*, *animal* and *action*. Each feeling should correspond to the color that was chosen, as well as, what the listed animal does. For example: *red*, *angry*, *dragon*, *roaring*.
- The children fill out their Graphic Organizers starting with a list of color words, then feeling words, an animal, and an action.
- Transfer the chosen colors, feelings, animals, and actions to the Sentence Structure Strips.
- Have the child choose their favorite Sentence Structure Strip. Cut it out and glue it the bottom of the piece of drawing paper.
- Use markers to illustrate Sentence Structure Strip.

Color	Feeling	Animal	Action
<i>red</i>	<i>angry</i>	<i>dragon</i>	<i>roaring</i>

"Our Many Colored Days." Six by Six: Traits for Little Writers. Reno: The University of Nevada, 2008. 69-73. Print

On _____ days I feel

red

angry

like a

dragon

roaring.

On _____ days I feel _____

like a _____

On _____ days I feel _____

like a _____

Ghost Pops



Materials:

- Tootsie Roll Pops or Dum Dum suckers
- String
- Dark marker
- Square of toilet paper
- Scissors



Procedure:

- Cover the sucker with toilet paper.
- Tie short piece of string to the stick directly below the sucker.
- Draw two circles on the tissue representing Ghost Pop eyes.
- Boo!




Capturing a Spider Web



Materials:


- A large spider web
- Hairspray
- Black construction paper
- A white colored pencil



Procedure:

- Hunt around in your yard and find a spider web. Make certain that the spider is nowhere to be found.
- Lightly spray construction paper with hair spray.
- Gently lay the construction paper on the spider web. The web should stick to the construction paper.
- Observe the spider web pattern on the construction paper.
- Using the white pencil, lightly trace the pattern of your spider web or simply create your own!

Look closely...
A spider web!!!



A sample for you to
follow, if you'd like.

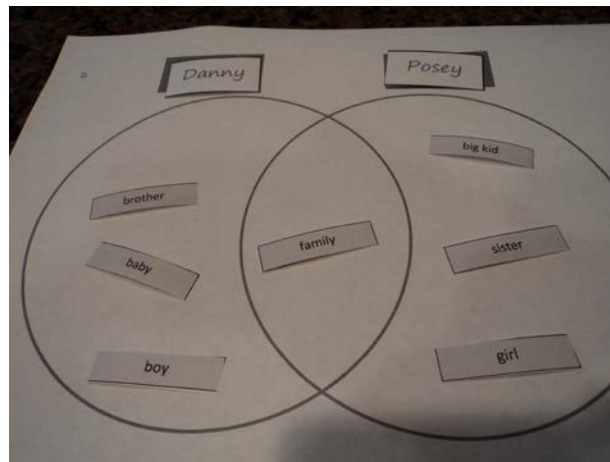
Characterization Rings (Venn diagram)

Materials:

- Cardstock
- Scissors
- Labels found on page 16
- Venn diagram found on page 17

Procedure:

- Print labels and Venn diagram on cardstock.
- Cut out labels.
- Sort character name labels from description labels.
- Choose two character labels.
- Place them in the orange rectangular space provided at the top of the Venn diagram circles.
- Sort through description labels.
- Place labels that describe the character but are different from each other in the outer circles.
- Place description labels that describe both characters where the circles overlap.



Lucas

Ava

Posey

Princess
Posey

Ms. Lee

Danny

Gramps

Nick

mean

silly

big

boy

girl

teacher

helpful

friend

small

family

nice

scaredy-cat

brave

scared

happy

funny

neighbors

thoughtful

baby


kind

classmate

sister

brother

big kid



Acknowledgements

Author

Stephanie Greene

www.stephaniegreenebooks.com

www.readerkidz.com

Illustrator

Stephanie Roth Sisson

www.stephanitely.com

Guide Creator

Debbie Gonzales

www.debbiegonzales.com

www.readerkidz.com